


MONTHLY TREASURER'S REPORT
 BY BRANDY VICK, COUNTY TREASURER,
 OCTOBER 2022


	Beginning Balance	Revenues	Disbursements	Transfer In	Transfer Out	Ending Balance	Investments Redeemed	Investments Purchased	Demand Balance	Investment Balance	Total Deposits
Texpool Insurance	\$1,372,822.53	\$2,991.12	\$0.00	\$0.00	\$275,000.00	\$1,100,813.65	\$0.00	\$0.00	\$0.00	\$1,100,813.65	\$1,100,813.65
TexPool Available	\$310,345.26	\$1,033.01	\$0.00	\$122,007.47	\$9,000.00	\$424,385.74	\$0.00	\$0.00	\$0.00	\$424,385.74	\$424,385.74
TexPool Operating	\$15,772,290.36	\$39,297.03	\$0.00	\$0.00	\$0.00	\$15,811,587.39	\$0.00	\$0.00	\$0.00	\$15,811,587.39	\$15,811,587.39
TexPool Permanent	\$1,014,371.18	\$2,773.25	\$0.00	\$115,000.00	\$2,007.47	\$1,130,136.96	\$0.00	\$0.00	\$0.00	\$1,130,136.96	\$1,130,136.96
FNB Operating	\$1,728,568.31	\$1,235,081.05	\$913,786.66	\$1,000,000.00	\$607,810.88	\$2,442,051.82	\$0.00	\$0.00	\$2,442,051.82	\$0.00	\$2,442,051.82
FNB Payroll	\$6,720.16	\$6.57	\$550,458.04	\$550,458.04	\$0.00	\$6,726.73	\$0.00	\$0.00	\$6,726.73	\$0.00	\$6,726.73
FNB Insurance	-\$89,279.00	\$15,475.94	\$192,817.31	\$332,352.84	\$0.00	\$65,732.47	\$0.00	\$0.00	\$65,732.47	\$0.00	\$65,732.47
FNB Available	\$126,089.20	\$3.39	\$14,653.20	\$124,010.95	\$235,000.00	\$450.34	\$0.00	\$0.00	\$450.34	\$0.00	\$450.34
FNB Permanent	\$121,161.65	\$3.99	\$0.00	\$0.00	\$115,010.95	\$6,154.69	\$0.00	\$0.00	\$6,154.69	\$0.00	\$6,154.69
FNB IRC/125	\$23,733.14	\$2.02	\$0.00	\$0.00	\$0.00	\$23,735.16	\$0.00	\$0.00	\$23,735.16	\$0.00	\$23,735.16
FNB Holding	\$1,066,657.42	\$35.80	\$0.00	\$0.00	\$1,000,000.00	\$66,693.22	\$0.00	\$0.00	\$66,693.22	\$0.00	\$66,693.22
FNB Water Grants	\$0.00	\$950.00	\$0.00	\$0.00	\$0.00	\$950.00	\$0.00	\$0.00	\$950.00	\$0.00	\$950.00
FNB Unclaimed	\$15,129.17	\$1.28	\$0.00	\$0.00	\$0.00	\$15,130.45	\$0.00	\$0.00	\$15,130.45	\$0.00	\$15,130.45
Totals	\$21,468,609.38	\$1,297,654.45	\$1,671,715.21	\$2,243,829.30	\$2,243,829.30	\$21,094,548.62	\$0.00	\$0.00	2,627,624.88	\$18,466,923.74	\$21,094,548.62

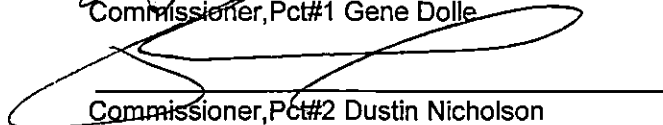
TOTAL INDEBTEDNESS

Investment Register on back


Submitted under the provision of the Local Government Code Section 114.026

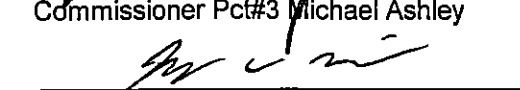

 County Judge, Todd Teneller


 Commissioner, Pct#1 Gene Dolle


 Commissioner, Pct#2 Dustin Nicholson


 Brandy Vick, County Treasurer


 Commissioner Pct#3 Michael Ashley


 Commissioner, Pct#4 Jay W. Miller

UPSHUR COUNTY INVESTMENT ACTIVITY

OCTOBER 2022

<u>ACCOUNT</u>	<u>AMOUNT</u>	<u>TRANSFERRED OUT</u>	<u>TRANSFERRED IN</u>	<u>EARNED INTEREST</u>
TexPool Operating	\$15,811,587.39			\$39,297.03
TexPool Insurance	\$1,100,813.65			\$2,991.12
TexPool Perm School	\$1,130,136.96	\$2,007.47		\$2,773.25
TexPool Avail School	\$424,385.74		\$122,007.47	\$1,033.01
FNB Avail	\$450.34			\$3.39
FNB Perm	\$6,154.69			\$3.99
FNB Holding	\$66,693.22			\$35.80
FNB Insurance	\$65,732.47			\$3.65
FNB Operating	\$2,442,051.82			\$218.08
TOTALS	\$21,048,006.28	\$2,007.47	\$122,007.47	\$46,359.32

UPSHUR COUNTY INVESTMENT ACTIVITY

OCTOBER 2022

ACCOUNT	AMOUNT	TRANSFERRED OUT	TRANSFERRED IN	EARNED INTEREST
TexPool Operating	\$15,811,587.39			\$39,297.03
TexPool Insurance	\$1,100,813.65			\$2,991.12
TexPool Perm School	\$1,130,136.96	\$2,007.47		\$2,773.25
TexPool Avail School	\$424,385.74		\$122,007.47	\$1,033.01
FNB Avail	\$450.34			\$3.39
FNB Perm	\$6,154.69			\$3.99
FNB Holding	\$66,693.22			\$35.80
FNB Insurance	\$65,732.47			\$3.65
FNB Operating	\$2,442,051.82			\$218.08
TOTALS	\$21,048,006.28	\$2,007.47	\$122,007.47	\$46,359.32